


Stainless steel floor box for sub-floor reels


USER MANUAL



The Floor Box is a device for the placement of a cable reel used in the sport of fencing, built into the sport-floor system. The Floor Box can be installed on a sport-floor glued onto concrete flooring, as well as a swinging floor system built onto concrete flooring. The design of the Floor Box fits the sport-floor layers used on the site of installation, thus it may be vinyl sport-floor as well as sport hardwood tiles.

Table of contents

Technical information	3
Floor Box operation	4
Floor Box maintenance	6
Floor Box cleaning	6
Safety rules	7
Guarantee	7



Technical information

Dimensions, parameters

Floor Box for the storage of cable reels for fencing, made of stainless steel, sunk in the floor and equipped with a hidden lock for opening. It complies with the Machinery Directive and European Union standards that are required for the CE marking as well as with applicable regulations.

Dimensions

Width x Height x Depth: 347 x 106 x 395 mm

Weight: 10 kg, not including the reel


Load capacity: maximum 300 kg point load

Installation


A separate installation guide describes the installation process, which is always forwarded to the building contractor or its authorized representative.

Floor Box operation

The Floor Box becomes a uniform system, fitting the surface of the floor, moving together with the sport-floor covering. With the absence of extruding parts it ensures that injuries are avoided. Thus, the locking of its cover is by the use of a hidden lock. The hidden lock may be opened by a weapon or an instrument with corresponding diameter. The flexible blade of the sabre is not suitable for opening, but the blade of an epee or a foil is.



To open it, push the point of the weapon vertically down, into the gap between the guiding roller and the frame. After a slight press the lock opens and the cover moves a little from the surface of the floor. Open the cover by cautiously grabbing the gap.



If the cover is open the reel may be positioned in it. The reel's supports fit into the boreholes on the motherboard. These prevent the unnecessary motion of the reel. The PBT Fencing reels as well as the Allstar/Uhlmann reels may be placed into the Floor Box.

After positioning the reel the cable must be guided through the gap on the cover's plastic component, thus with the cover lowered back the cable will be between the two guiding rollers.

Close the cover with a slight press from above, by hand or by foot. If the cover fails to close, try it again with a little stronger motion, but do not slam the cover!



The lock mechanism closes on the pressure of approx. 10 kg.

Floor Box maintenance

It is recommended to clean the Floor Box at least semi-annually or as often as every three months, depending on the traffic in the hall and general cleaning habits.

Open the cover and sweep contaminants off the rollers with a brush, check if the large roller can roll freely. If the roller is stuck, clean it thoroughly with a dry brush until it rolls freely. Do not apply any lubricants!

After cleaning the rollers, vacuum the inside of the box thoroughly.

Floor Box cleaning

The Floor Box may be cleaned according to recommendation for the cleaning of the hall and the applied floor surface. Cleaning by machine is possible after letting the cable back in and closing the cover, but it is not recommended. The box will allow the water draining from the cleaning machine, but even though the mechanism is corrosion resistant, moisture may cause mildew and lead to a malfunction of the drums.

It is best to avoid the box covers with the cleaning machine, and separately wipe the box covers as well as the sport-floor with detergent and a slightly wet mop.

Safety rules

- Maintenance may only be performed by a professional!
- Protect the device from mechanical impacts.
- Always consider the contents of the user manual.
- If you observe any abnormality, immediately have the device checked by a professional.
- Must fully comply with the applicable regulations of the competent fire department as well as fire safety rules.

Guarantee

In the case of a defective product, or if the defect appears later during use, based on Directive 1999/44/EC the consumer may exercise his guarantee rights within two years calculated from the purchase of the consumer product.

Please, with your complaint in the case of a product defect, contact the distributor that you purchased the product from.